

Santa Clara County Office of Education

Santa Clara County Office of Education (SCCOE) is a state regional service agency that provides:

- instructional, business, and technology services to the 31 school districts of Santa Clara County;
- directly serves students through special education programs, alternative schools, Head Start and State Preschool programs, migrant education, and Opportunity Youth Academy;
- provides academic and fiscal oversight and monitoring to school districts and the 22 county board authorized charter schools;
- provides essential services and technical assistance throughout the region and statewide.



Outcomes for our Time Together

Today we will:

- 1- Work Collaboratively
- 2- Solve Real World Issues
- 3- Analyze Foster & Homeless Educational
Qualitative & Quantitative Data
- 4- Design Actions Aligned to Student Needs

Safety Announcement

In the event of an emergency evacuation:

- Please notify me if you require assistance exiting
- Follow me as we vacate the room and building
- Proceed to the parking lot evacuation area for roll call
- Do not leave until attendance reporting is completed
- We greatly appreciate your cooperation in the event of an emergency






Intro Activity w/ Movement



Scenario Activity



Responding to the Situation

- What do you do?
- Why do you do that?
- Who needs to be included?





DataQuest by CDE

Where can I pull the data for my district/school?

<https://dq.cde.ca.gov/dataquest>



Data Dive

2015-2016

2016-2017

2017-2018

Foster Youth		California	Santa Clara County	California	Santa Clara County	California	Santa Clara County	Your District	Your School
CAASP ELA - Exceeded and Met	Foster Youth	21%	22%	21%	21%	23%	23%		
	All	49%	62%	49%	62%	50%	63%		
CAASP – Math – Exceeded and Met	Foster Youth	13%	14%	13%	17%	14%	16%		
	All	37%	55%	38%	55%	39%	56%		
Cohort Graduation Rate	Foster Youth	51%	43%	51%	55%	53%	46%		
	All	84%	83%	83%	84%	83%	85%		
Suspension	Foster Youth	15%	12%	15%	14%	15%	13%		
	All	4%	3%	4%	3%	4%	3%		
Chronic Absenteeism	Foster Youth	not reported	not reported	26%	35%	26%	40%		
	All	not reported	not reported	11%	9%	11%	9%		



Select District Level Data

The screenshot shows a web browser window with the URL <https://dq.cde.ca.gov/dataquest/>. The page header includes the California Department of Education logo and the text "DataQuest". A "Change Text Size" option is visible in the top right corner.

DataQuest helps you find facts about California schools and districts.

To create a report: (1) select a Level, (2) select a Subject, and (3) click on the "Submit" button.

- 1. Select Level:** A dropdown menu labeled "Level:" is set to "District".
- 2. Select Subject:** A dropdown menu labeled "Subject:" is currently empty.
- 3. Click Submit:** Two buttons, "SUBMIT" and "RESET", are visible.

- [What's NEW?](#) DataQuest Change Log
- [What's in DataQuest?](#)
- [QuickQuest](#) lets you find answers fast!
- [Contact information for program related questions](#)
- [Help on using DataQuest](#)
- [DataQuest Reporting Levels](#)
- [DataQuest Reporting Schedule](#)
- [Enrollment Data Files](#)
- [Staffing Data Files](#)
- [Data Requests](#)
- [CA Department of Education Home](#)
- [California School Dashboard](#)
- [California School Directory](#)
- [CAASPP Test Results](#)

Questions: [DataQuest](#) | [Data Reporting Office](#) | 916-327-0219



CAASPP Data (FY Only Step 1 of 2)

1. Select Level:

Level:

2. Select Subject:

Subject:

- Student Demographics**
- Enrollment
- Four-Year Cohort Graduation Rate & Outcome Data
- English Learners
- Foster Students**
- One-Year Graduation Data
- One-Year Dropout Data

3. Click



CAASPP Data (FY Only Step 2 of 2)

Select **Subject (ELA or Math)** by Grade

Select District:

4310439 -- Santa Clara County Office of Education ▼

Select a Report

- Count of Matched Foster Students by School and Grade
- CAASPP Smarter Balanced English Language Arts Test Results by Grade
- CAASPP Smarter Balanced English Language Arts Test Results by Race/Ethnicity
- CAASPP Smarter Balanced Mathematics Test Results by Grade
- CAASPP Smarter Balanced Mathematics Test Results by Race/Ethnicity

SUBMIT



Graduation Data (Step 1 of 2)

1. Select Level:

Level:

2. Select Subject:

Subject:

- California School Dashboard
- California School Dashboard Additional Reports and Data
- Former Accountability Data
- Test Scores**
 - CAASPP Test Results
 - High School Exit Exam (CAHSEE)
 - English Language Proficiency Assessments for CA (ELPAC)
 - English Language Dev. Test (CELDT)
 - Physical Fitness Test
 - High school Scores (SAT, ACT, AP)
 - STAR Test Results
- Student Demographics**
 - Enrollment
 - Four-Year Cohort Graduation Rate & Outcome Data**
 - English Learners

3. Click

SUBMIT



Graduation Data (Step 2 of 2)

After typing in district name

Four-Year Adjust Cohort Graduation Rate (ACGR) and Outcome Data - 2017-18

Select District:

43104390000000 -- Santa Clara County Office of Education ▼

Select a Report

- Four-Year Adjusted Cohort Graduation Rate
- Four-Year Adjusted Cohort Graduation Rate (with SchoolData)
- Four-Year Adjusted Cohort Outcome
- Four-Year Adjusted Cohort Outcome (with SchoolData)

SUBMIT



Chronic Absenteeism & Suspension Data

The screenshot shows the DataQuest interface with the following elements:


- Header:** California Department of Education logo and "DataQuest" text.
- Instructions:** "DataQuest helps you find facts about California schools and districts. To create a report: (1) select a Level, (2) select a Subject, and (3) click on the 'Submit' button."
- Form Fields:**
 - 1. Select Level:** A dropdown menu with "District" selected.
 - 2. Select Subject:** A dropdown menu with "Expulsion and Suspension" selected. A blue arrow points to this menu.
 - 3. Click:** A yellow "SUBMIT" button.
- Subject List:** A scrollable list of subjects including:
 - Expulsion and Suspension
 - One-Year Dropout Data
 - Special Education
 - Postsecondary Transition**
 - Graduates Enrolled Nationally
 - Graduates Enrolled in California
 - School Staffing**
 - Staffing
 - NCLB Teachers and Paraprofessionals
 - Projected Teacher Hires
 - Absenteeism, Student Misconduct, and Intervention**
 - Absenteeism** (highlighted in blue)
 - Expulsion and Suspension
 - Truancy
 - Other**
 - CA Healthy Kids Survey
 - CA School Staff Survey (formerly CA School Climate Survey)
 - CA School Climate Report Card
 - Local Control Funding Formula Reports
 - Subject Area Courses
 - Create your own report
- Footer:** California Department of Education address (1430 N Street, Sacramento, CA 95814) and "DataQuest Help | For Parents" link.



Selecting Foster & Homeless Subgroups

Expand
“Report
Options and
Filter”

Select the Program
Subgroup
if available*



Report Options and Filters

Report Selection

Report: Enrollment by Ethnicity and Grade
County: 43 - Santa Clara
District: 4310439 - Santa Clara County Office of Education
School: - Select a School
Year: 2017-18

Report Filters

School Type: All Schools Charter Non-Charter
Gender: All Students Male Female
English Learners: All Students Yes No
Students With Disabilities: All Students Yes No
Program Subgroups:

- No Subgroup Filters
- No Subgroup Filters
- Socioeconomically Disadvantaged
- Migrant
- Foster
- Homeless

Ethnicity	Total	Grade K	Grade 4	Grade 5	Grade 6
-----------	-------	---------	---------	---------	---------



Process Check

- Are outcomes aligned?
- What do you see?
- What trends have emerged?
- Document some of your findings on the Reflection Handout.



Now, go back & do the same
process for
Homeless Youth Data
on reverse of table handout.



Lunch

We begin again at 11:45



Collaborating Agencies





Districts & Schools



[https://www.youtube.com/watch?
v=lOeQUwdAjE0](https://www.youtube.com/watch?v=lOeQUwdAjE0)





1. Review your data conclusions
2. What are the implications for your work
3. Discuss with 3 high 5 partners
4. Draft 3-5 action goals (SMART goals) that can begin to address student needs (Specific, Measureable, Achievable, Relevant, Timely)
5. Discuss at your table
6. Write **one** action that speaks to you on a post it note and place on the chart as you leave



Link for survey

UPCOMING:

March 13th Professional Development Training based on requests from survey. To sign up,

<http://santaclara.k12oms.org/1549-154212>

March 13 AM option

<http://santaclara.k12oms.org/1549-154213>

March 13 PM option

PBIS Symposium includes Vape, TUPE, SARB, MTSS, and more...

<http://santaclara.k12oms.org/1549-161568>

As always, our website is available at: <https://www.sccoe.org/depts/schoolhealth/foster-homeless/Pages/default.aspx>





תודה

谢谢

Danke

شكر

Спа

СИБО

धन्यवाद

תודה

Gracia

Obrigado

谢谢

Thank
You

谢

تشكر

Danke

Gracias

СПАСИБО

谢

Thank
You

СПАСИБО

Gracias

Obrigado

תודה

Danke

Obrigado

धन्यवाद

谢谢

شكر

Gracias

Thank
You

Obrigado

תודה

Obrigado

شكر

Gracias

Danke

Ob

Leadership, Service, & Advocacy

County Superintendent



Dr. Mary Ann Dewan

County Board of Education



Darcie Green, *Area 6*; Grace Mah, *Area 1*; Claudia Rossi, *Area 7*;
Rosemary Kamei, *Area 3*; Joseph Di Salvo, *Area 4*;
Kathleen King, *Area 2*; Anna Song, *Area 5*



Connect with SCCOE

- Social Media



- [Ed Bulletin](#) (e-newsletter)
- www.sccoe.org

